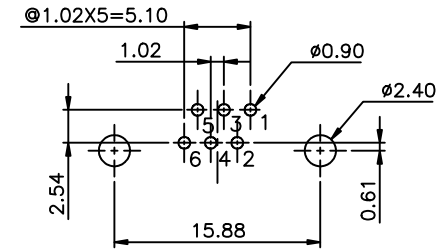
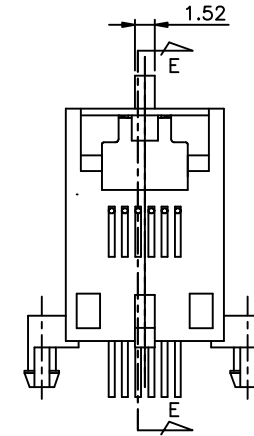
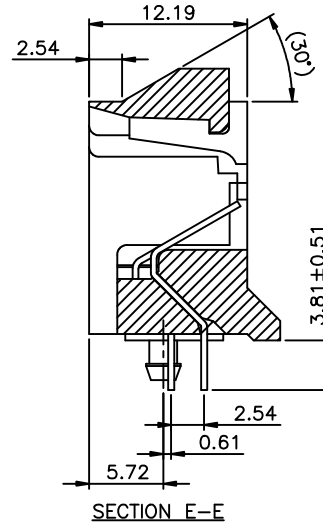
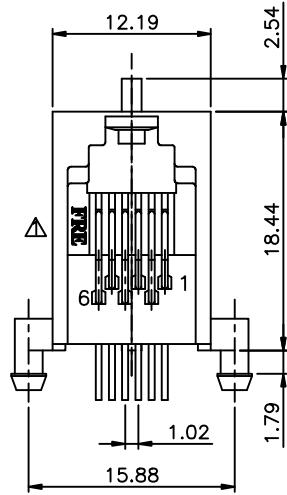


A1RFRD10

REVISION RECORD				
REV	ECO	DESCRIPTION	DRFT	CHKD
Δ		ADD LOGO	yan	09/27/05



PC Board Thickness=1.60mm  
PC Board Layout Component Side Shown

**NOTES:**

**ELECTRICAL:**

- VOLTAGE RATING : 125 VAC RMS.
- CURRENT RATING : 1.5 AMP.
- CONTACT RESISTANCE : 30 MILLIOHMS MAX.
- INSULATION RESISTANCE: 500 MEGOHMS MIN @ 500 VDC.
- DIELECTRIC STRENGTH : 1000 VAC RMS 60Hz, 1MIN.

**MECHANICAL:**

- HOUSING MATERIAL : GLASS FILLED POLYESTER UL94V-0.
- CONTACT MATERIAL : PHOSPHOR BRONZE Ø0.46mm.
- PLATING : GOLD PLATING OVER NICKEL.
- OPERATING LIFE : 750 CYCLES MIN.
- PCB RETENTION PRE-SOLDER : 1 LB MIN.
- PCB RETENTION POST-SOLDER: 10 LBS MIN.

**ENVIRONMENTAL:**

- STORAGE : -40°C TO +85°C.
- OPERATION: -40°C TO +85°C.

MATES WITH MODULAR PLUG CONFORMING TO FCC PART 68, SUBPART F.

PART NUMBER: E516X-000X3X

- |       |                |            |
|-------|----------------|------------|
| 2- 2C | 1- 3u"         | 2- 6u"     |
| 4- 4C | 3- 15u"        | 4- 30u"    |
| 6- 6C | 5- 50u"        | 6- Pd 20u" |
|       | 0- A01-0010 GY |            |
|       | 1- A01-0020 BK |            |
|       | 2- A01-0120 IV |            |
|       | 3- A06-0110 GY |            |

DETACHED LISTS	MM (INCH)	DFTO CHI	DATE 11/10/04'	FULL RISE ELECTRONIC CO., LTD	
	TOLERANCES EXCEPT AS NOTED	CHKD	DATE		
		MFO	DATE	TITLE 623 PCB JACK	
		APPVL XLF	DATE 09/27/05'		
	MATERIAL : SEE NOTES	QT*Y :		DRAWING NO. GE513A01	SIZE A3
	ANGLES ± 0.5	FINISH :		/PART NO. SEE NOTES	
	THIRD ANGLE PROJECTION	SCALE : 2.5:1		DO NOT SCALE DRAWING	
				SHEET 1	OF 1

H  
G  
F  
E  
D  
C  
B  
A